

TEL. 9575997, 9567298, 9554725

JANATA BANK LIMITED

For Previous Rate Sheet Click

PABX-575,

TREASURY DEPARTMENT

<https://goo.gl/URA0t4>

Mail: fxdeal@janatabank-bd.com

HEAD OFFICE, DHAKA

Exchange Rate Circular - 227

INDICATIVE ONLY

DATE : 09 Dec 2018

EFFECTIVE DATE: 09 Dec '18

Sunday

A) CROSS RATE OF N.Y CLOSING & S.E. ASIAN MARKETS AS ON 07/12/2018

	GBP/USD	EUR/USD	USD/JPY	USD/C.DLR	USD/S.FRA	AUD/USD
SELLING	1.2731	1.1380	112.7200	1.3319	0.9903	0.7201
BUYING	1.2726	1.1376	112.7500	1.3323	0.9907	0.7199

B) JANATA BANK LTD'S CASH

CURRENCY & T.C TO PUBLIC TK PER UNIT OF FOREIGN CURREN

SELLING	CURRENCY	BUYING	SELLING	CURRENCY	BUYING
85.6000	US Dollar	84.5000	23.0000	Saudi Riyal	22.0000
109.0000	G. B. Pound	106.1000	23.3000	UAE. Dirham	22.4000
97.9000	Euro	95.4000	21.4000	MAL.Ringit	19.7000
60.4500	Aus. Dollar	58.4500	1.2300	Indian Rupee	1.1300

CASH SELLING AND BUYING RATES FOR ALL OTHER CURRENCIES WILL

BE SAME AS SELLING T.T.& O.D AND BUYING O.D. TRANSFER

C) SELLING		NAME OF CURRENCY	BUYING			
T.T.& O.D.	B.C.		T.T.CLEAN	T.T.DOC	O.D.SIGHT EXP.BILLS	O.D. TRANSFER
83.9000	83.9500	US Dollar	83.2000	83.1500	83.1000	82.9300
107.4751	107.6633	G. B. POUND	105.6403	105.3258	105.1174	104.6890
96.8793	97.1387	EURO	95.0032	94.1408	94.0452	93.7694
0.7687	0.7707	JP.YEN	0.7369	0.7331	0.7320	0.7293
63.4872	63.6610	CAN.DLR	62.9013	62.7283	62.5364	62.3945
84.8983	85.0786	SWISS.FRANC	83.9700	83.7791	83.5346	83.2899
218.4913	218.6556	OMANIAN RIYAL	211.6837	211.4501	210.8212	209.5119
11.0000	11.2228	H.K.DLR	10.6305	10.6190	10.5880	10.5570
64.3577	64.4126	SING.DLR	62.6187		62.3762	62.1994
2.5749	2.5758	THI.BAHT	2.5278		2.5177	2.5104
20.3074	20.3646	MAL.RINGIT	19.9352		19.8555	19.7973
23.0233	23.0315	UAE.DIRHAM			22.5283	22.4623
22.5397	22.5977	SAUDI RIYAL			22.0570	21.9900
23.0308	23.2390	QATAR RIYAL				22.4097
276.4877	276.7865	KUWAIT DINAR				265.0000
220.3030	220.3826	BAHRAIN DINAR				213.8561
13.1427	13.2570	CHINESE YUAN				12.4968

D) USANCE RATE:	30 DAYS	60 DAYS	90 DAYS	120 DAYS	150 DAYS	180 DAYS
US Dollar	82.6047	82.1193	81.6340	81.1487	80.6633	80.1780
G. B. POUND	104.5012	103.8849	103.0046	102.6525	102.0362	101.4200
EURO	93.4910	92.9368	92.1451	91.8285	91.2743	90.7201

E) FORWARD RATE:		1 MONTH	2 MONTHS	3 MONTHS	6 MONTHS	1 YEAR
SELLING	US Dollar	84.4245	84.8691	85.3536	86.7073	0.0000
BUYING	US Dollar	83.4947	83.7893	84.0840	84.9680	0.0000


F) NFCD INTT RATE, EFFECT ON: 01.12.18 To 15.12.18	1 MONTH	3 MONTHS	6 MONTHS	12 MONTHS
US Dollar	2.09463	2.45663	2.63663	2.88413
G. B. POUND	0.48575	0.64356	0.75356	0.88800
EURO	0.00000	0.00000	0.00000	0.00000

G) LIBOR AS ON 07/12/2018, 60 DAYS 2.54525 90 DAYS 2.77106 180 DAYS 2.88581


H) INDICATIVE RATE OF 01 SDR ,USD WITH NTL, CUR OF ACU MEMBERS AS IMF RATE 07/12/18	IN.RS	N.RS	SL.RS	PK.RS	BD TK	USD
USD 1	70.5661	113.4500	179.1104	138.8555	83.5550	
SDR 1	97.7737	157.1919	248.1685	192.3928	115.7706	1.3856

IN CASE OF AUS. DOLLAR CASH RATE WILL BE USED FOR T.T ALSO

Rates mentioned in row C, D, E and F are applicable only for bank's own customers.




Md. Tufail Ahmed
Officer
Prepared by



Md. Mokhlesur Rahman
SPO
Checked By



M.M. Awrangzeb
AGM
Authorised Signature



Md. Tofazzal Hossain
DGM
Authorised Signature